

se
series

WHAT DRIVES US

At PMC, we believe that music is what really matters; it's what moves us and gives us the passion for what we do. The company was founded because there wasn't a loudspeaker that was transparent enough to convey all of music's expressive power — and we knew we could remedy this.

One of our core beliefs has always been that the same loudspeaker can be used throughout the entire audio chain, from composer to studio or film stage, through post-production and mastering, right to the listener at home. Discerning listeners all over the world agree. Our designs are involved in every link of the music-making chain, from the recording studio to listening at home, which means we know exactly how to present music as transparently as possible, just as the artist intended. This knowledge, combined with our love for music, drives us to create products that you listen through rather than to. We want you to share the thrill of the original recording because there is nothing like the emotional impact of true musical communication.

Loudspeakers are where science meets art; we understand the science so that you can connect with the art.




Peter Thomas, Owner &
Oliver Thomas, Head of Design

THE LINE WE TAKE

It's easy and tempting to create products that colour, flatter or diminish music. It's far harder to present the music exactly as the artist intended it, with nothing added or taken away. We do this by combining designs offering the highest possible sonic resolution with solid engineering principles.

When it comes to speaker design, this can't be done by following the herd. In today's world, you can buy off-the-shelf drivers and loudspeaker components at the click of a mouse – but our designs cannot be realised with parts of this quality. The only way we can meet our own exacting standards, and maintain our reputation, is to custom-design and build everything ourselves. So we consider every element and its audible effect on the overall design, hand-select every component, hand-build every speaker, and test and listen to every finished product. Where appropriate, we apply innovations from other industries to push the boundaries of what was thought possible, forging partnerships with other pioneers.

“With PMC, nothing is standard, as standard is just not good enough.”



Our partnership with the UK's NPL (National Physical Laboratory) resulted in the pioneering acousto-optic mapping process

CELEBRATED IN STUDIOS, LOVED IN LIVING ROOMS — WORLDWIDE

In keeping with our philosophy, PMC loudspeakers utilising our core design principles can be found all over the globe, from domestic living rooms to world-class recording, mastering, broadcast and film post-production studios. Our Emmy-award-winning systems — the professional versions of our *se* (special edition) models — are used to create everything from smash Hollywood soundtracks to hit albums by artists including Coldplay, Kraftwerk, Elton John and Adele, as well as audiophile jazz and classical recordings on Deutsche Grammophon, Decca, Philips and Harmonia Mundi.

Whether you listen to our speakers in Los Angeles' Capitol Studios or your favourite listening room at home, you will hear the music exactly as the artist intended it.

“Only PMC can get you so close to the original sound.”



Together with the instantly recognisable, world-famous Capitol Tower to which it is attached, Capitol Studios, Los Angeles, is one of the world's most iconic and best-known recording facilities, in continuous use since 1956. Since its opening, it has been recording home to Frank Sinatra, the Beach Boys, Nat King Cole, Elliott Smith, Ray Charles, Arcade Fire and Muse, amongst many others. Following a major refurbishment in 2014, the control room in Studio A, the largest of Capitol's recording studios, has featured PMC QB1-A reference monitors and **twotwo.8** nearfields (pictured). Additionally, Capitol's world-renowned mastering studios also feature PMC loudspeakers as their reference.

PURE AUDIO INDULGENCE

PMC's *se* range has its roots in the company's high-end three-way reference monitors, the IB2, MB2, BB5, and the awesome twin-cabinet XBD versions, found in premier studios all over the world. Combining the finest traditions of British cabinet-making and cutting-edge acoustic research and development techniques, the *se* models achieve new standards in audiophile reproduction and musicality. The range, now available in a variety of passive and active configurations, incorporates meticulously designed internal bracing, computer-modeled driver dispersion surrounds, and custom-created, carefully tuned stands, all bringing listeners closer to the original performance, free from unnatural colouration.



PMC's MB2*se* passive loudspeakers in Amarone and
IB2*se* passive loudspeakers in Grand Walnut

QUALITY WITHOUT COMPROMISE

As anyone who has experienced PMC products in the past will expect, the build quality of the *se* range is without compromise. The carefully crafted, colouration-free cabinets, finished in a choice of four sumptuous, hand-selected veneers (Grand Walnut, Amarone, Natural Oak or Jet Black), integrate perfectly with the high-performance, custom-designed, specially tuned stands. The drivers all feature a soft-feel Nextel™ coating, providing a flawless finish for each of the units. The proprietary 75mm MF driver additionally benefits from a profiled dispersion flange, hewn from a solid aluminium billet, which transparently projects the delicate mid-range frequencies, including vocals, across an even greater area. At the rear of the *se* passive models, even the binding posts and linking bars, which are custom-designed and British-built, have benefited from our obsessive attention to engineering detail.

Completing the aesthetic, the custom-designed *se* stands are finished in the same choice of four veneers as the cabinets, and are fitted with large-spun precision spikes, providing a firm foundation for the speakers to work at their optimum performance.



Grand Walnut

Amarone

Natural Oak

Jet Black




OUR ATTENTION TO DETAIL

Our loudspeakers are designed and hand-built with care and attention by people who are fastidious about quality. All of our products are designed and built at the PMC facility in the UK where every single component is measured and graded. Every detail, from the individual elements on the crossover and in the drive units right up to the cabinet, is tested to ensure it meets our exacting standards for performance and reliability. This ensures each new model is a duplicate of the reference design.

A full computer analysis is taken for each completed loudspeaker, so we know it is technically perfect — but we go one step further. Computers don't tell the full story, and our customers listen with their ears — so we do too. We run a benchmark BBC speech test and play an extensive array of music (including classical, pop and rock) on each loudspeaker we produce. Every one is compared with its reference model and both speakers in each pair are cross-checked to ensure a perfect match.

For over 25 years, PMC has built a reputation for making the finest loudspeakers by maintaining this degree of attention to detail at every stage of production.

 Handcrafted in the UK



“Computers don’t tell the full story. As well as a full frequency analysis, we listen to each speaker we make — and run a benchmark BBC speech and musical test on every single one”

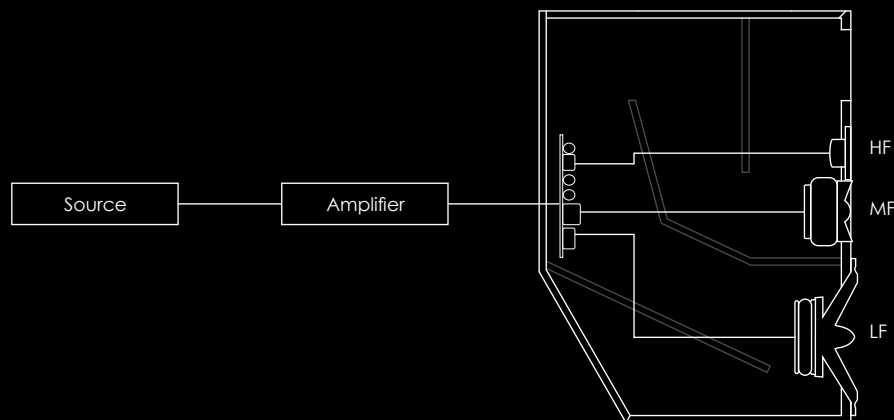
THE POWER OF CHOICE

Many of the *se* series loudspeakers are now manufactured in active and passive versions. The IB2*se* is exclusively passive, and the enormous power output of the BB5 XBD*se* can only be delivered in an active configuration. With all other models, the choice is yours.

PASSIVE SYSTEMS

With passive loudspeakers, the choice of amplification is left up to the end user. If you already have a favoured amplifier, this may be the route to take; with a supreme-quality amplifier, you are guaranteed superb performance. Much of this is due to the careful design of our speakers' passive crossovers, which divide the incoming audio signal into the frequency bands best suited to each driver with absolute precision and transparency. The calibre of a crossover has a powerful influence on the overall sound quality of a loudspeaker; unsurprisingly, we allow no compromises in either our design or construction standards.

The passive crossover's foundation is its military-grade, glass-fibre board with the thickest possible conductive copper tracks, which keep resistance low and maximise power delivery to the drive units. Components are matched and selected following careful listening tests, and hand-soldered to guarantee the best possible sound quality and reliability. The layout of the board is carefully chosen to prevent unwanted interactions between components.



Schematic layout showing a passive loudspeaker system



MB2*se* passive in Grand Walnut

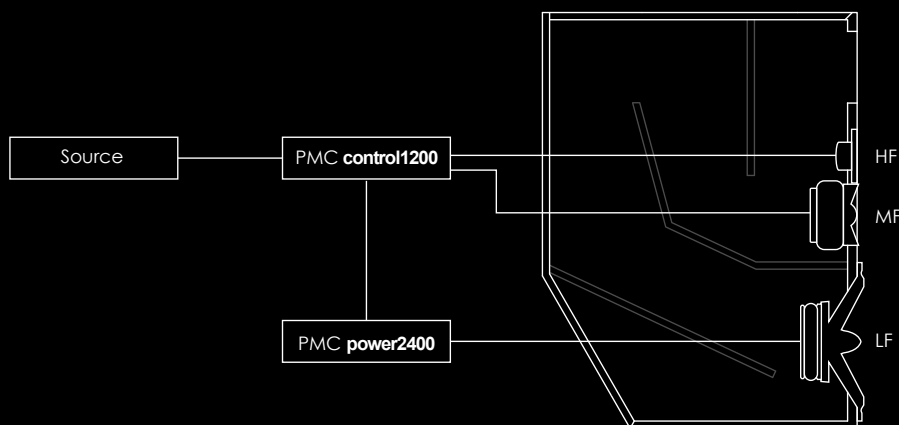
ACTIVE SYSTEMS

PMC's active designs take our loudspeakers to another level. In our active *se* systems, the loudspeakers are matched with dedicated PMC audiophile amplification and active crossovers, custom-tailored to the precise designs and power requirements of the loudspeakers; the amplification is also directly coupled to the drive units for superior control and a more efficient transfer of energy.

Each piece of electronics is hand-crafted according to ensure quality, neutrality and transparency; the result is a natural-sounding, lifelike speaker with unmatched headroom, resolution and dynamics.

The active crossovers used with our *se* systems also feature in-room tuning controls to allow the speakers to be adjusted to perfectly suit individual tastes and room acoustics; to guarantee optimum performance in situ, they are always tuned by our factory-trained installation engineers.

A distinguishing feature of our active range, developed especially for its high power handling requirements, is the 34mm tweeter. The highly engineered design delivers HF sound with vastly enhanced detail and wider imaging thanks to its 'acoustic lens', which alone took 18 months of development.



Schematic layout showing an active *se* loudspeaker system, with PMC **control1200** active crossover/power amplifier and PMC **power2400** power amplifier dedicated to the bass driver.



Twin active BB5 XBD-A 3e loudspeakers, with their accompanying stand-alone amplification.

ATL™

Advanced Transmission Line

THE BEATING HEART

All of our loudspeakers offer **ATL™** bass-loading technology, which provides the following advantages over ported speakers:

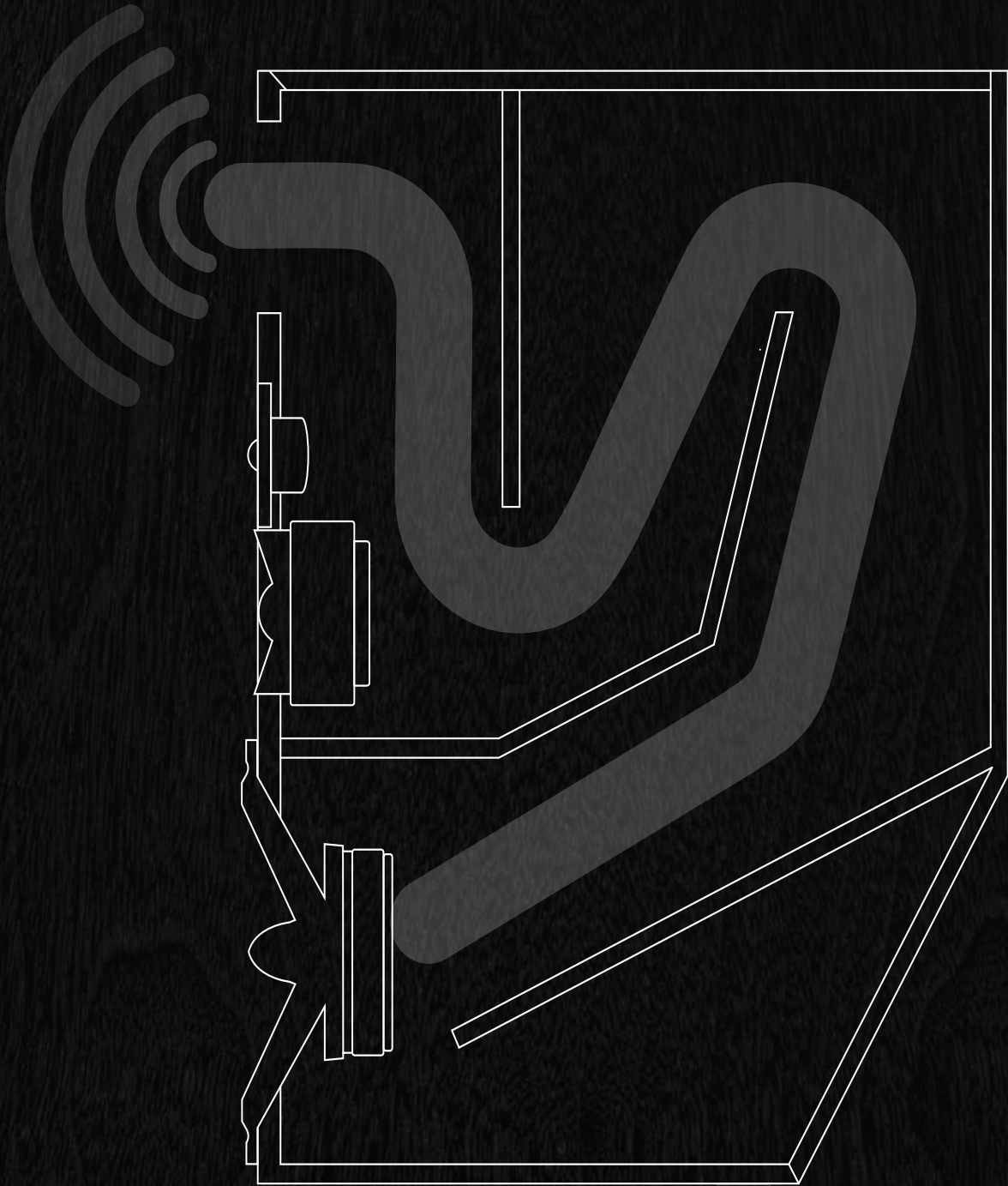
- More detailed, more natural
- Full, rich sound at any volume level
- Deeper bass from a smaller cabinet
- Easy to drive with all amplifiers

ATL is an ingenious design and uses energy generated by the bass unit in a much more intelligent, efficient way than speaker designs based on ported or sealed boxes. In **ATL** loudspeakers, the highly braced cabinet is lined with a multitude of custom-designed acoustic materials that absorb all but the very lowest frequencies. This bass energy exits from a front-panel vent, extending the low-frequency response, and creating the impression of a far larger speaker with an extra, ultra-high quality bass unit.

ATL improves more than just the bass response: because the low end is clean and clear, it doesn't mask the rest of the music. Vocals, in particular, are beautifully projected and ultra-vivid.

ATL loudspeakers offer another benefit. The **ATL** bass extension does not change with volume level — so even when listening quietly, the bass sounds balanced and well defined.

“No other bass-loading technology can touch this level of performance.”



BB5 *se* in cross-section showing ATL™

IB2 *se*

No other loudspeaker of the IB2's size can compete with its dynamics or transparency; it produces exhilarating, emotional performances that will satisfy the most discerning audiophile and music lover, thanks to the combination of its legendary PMC75 mid-range unit and mighty flat-piston bass unit. This highly engineered carbon-fibre/Nomex™ LF driver, together with its massive magnet assembly, is light and ultra-rigid, ensuring a highly accurate, near-instantaneous response and providing the sheer power required to drive the compact, high-compression transmission line without deformation.

The IB2's roots lie in the professional studio realm, where it has become the reference for the world's leading music-makers and producers, including Kraftwerk, Japan's premier studio JVC, and Teldex of Berlin, who record for the premier classical label Deutsche Grammophon.

Passive



IB2-C *se*



IB2 *se*



Both the binding posts and linking bars are custom designed and manufactured in the UK with the purest of metals for the purest of sound.

The Carbon-fibre/Nomex™ flat piston driver is light and responsive, and delivers serious bass energy to the transmission line.



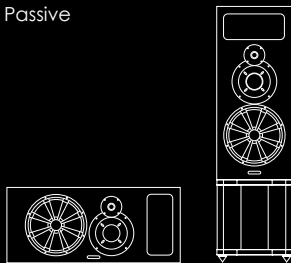


MB2 *se*

The MB is the mid-sized model in the *se* range and delivers all the emotion and clarity of the IB2, with the ability to resolve even greater bass depth and detail; it can produce low-frequency audio down to a staggering 20Hz with ease. The radically engineered 12-inch Radial™ bass unit, with its massive magnet assembly and immense exo-skeleton, offers excellent physical and thermal stability; the cone has a perfect rigid structure, permitting enormous excursions, and the design not only vents hot air through the back of the assembly, its exposed fins also act as a heat sink, keeping the coil cool at all times. Consequently, the heat-related effects that plague the efficiency, reliability and performance of lesser designs are eliminated.

The MB2 *se* is available in passive or active versions, with a Centre speaker if required.

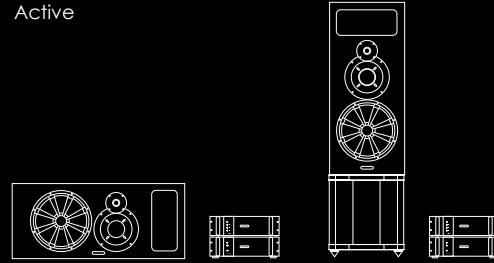
Passive



MB2-C *se*

MB2 *se*

Active



MB2-A-C *se*

MB2-A *se*

The Radial™ driver, custom-manufactured for the *se* range to PMC's exacting specifications.



With their matching veneer and innovative design the *se* stands enhance appearance as well as performance.





MB2*se* passive in Grand Walnut

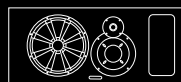
MB2 XBD *se*

For those who crave greater depth and the feeling of limitless scale, the MB2 XBD *se* is the solution, with an additional cabinet sporting a 12-inch driver devoted exclusively to bass. Offering even greater headroom and slam than the single-cabinet MB, the MB2 XBD cabinets can be placed side by side, but work best mounted as a freestanding tower, keeping the baffle width to a minimum. In this configuration, with the bass output emanating from floor to ceiling, they can uniformly drive the room from top to bottom, producing a flat frequency response like no other speakers in their class.

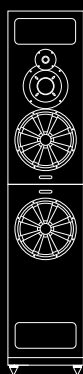
The MB2 XBD *se* includes a pair of PL-5 plinths with large adjustable spikes. They not only allow for perfect levelling but prevent the passage of unwanted vibrations to and from your cabinets via the floor. The result is greater high- and mid-range focus, with improved bass definition and timing.

The MB2 XBD *se* is available in passive or active versions, with a Centre speaker if required.

Passive



MB2-C *se*

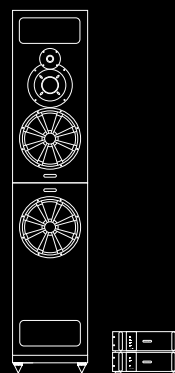


MB2 XBD *se*

Active



MB2-A-C *se*



MB2 XBD-A *se*



Every element of an *se* is measured, recorded and then lovingly hand assembled in the UK.



The MB2 XBD models include a dedicated PL-5 plinth with large adjustable spikes, creating the ideal platform for the optimal performance.



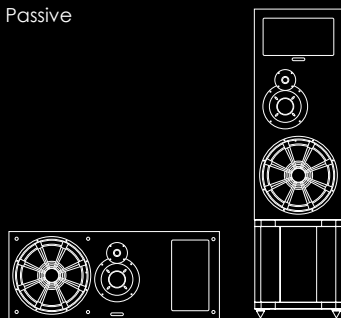
MB2 XBD *se* passive in Grand Walnut

BB5 *se*

The BB5 *se* is the largest single-cabinet model in the *se* range and, with its striking 15-inch Radial™ LF driver, is based upon the original PMC BB5 professional loudspeaker, which has now been in continuous use in the world's finest recording, mastering and broadcast studios for over a quarter of a century. Capable of reproducing bass tones down to a truly profound 17Hz, and across a massive dynamic range from whisper-quiet to emotional levels of energy, the BB5 *se* can handle everything from expansive electronic film soundtracks at full tilt to the subtlest of filigree acoustic performances with dexterity, delicacy, consistency and confidence.

The BB5 *se* is available in passive or active versions, with a Centre speaker if required.

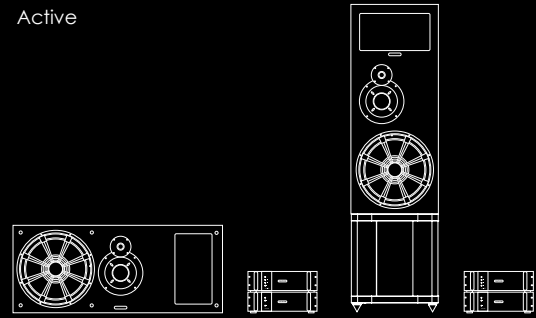
Passive



BB5-C *se*

BB5 *se*

Active




BB5-C-A *se*

BB5-A *se*

The terminal panel is typical of the very careful attention to engineering detail which has gone into the *se* range.



The innovative profiled dispersion flange for the PMC75 MF driver, milled from solid aluminium, enhances the critical reproduction of mid-range frequencies





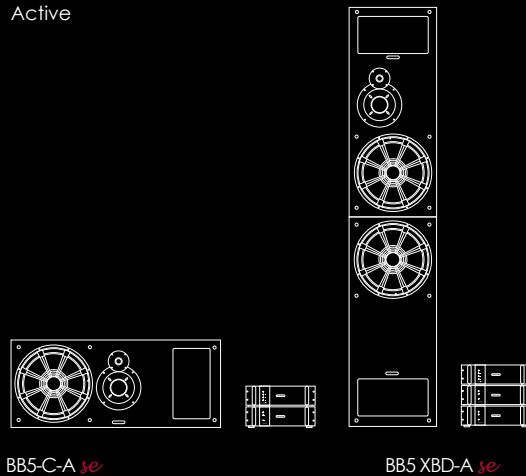
BB5*se* passive in Grand Walnut

BB5 XBD-A *se*

Available exclusively in an active configuration, the twin-cabinet, BB5 XBD-A *se* reaches nearly seven feet when tower-mounted, and is an imposing loudspeaker in every sense, like the professional BB5 XBD-A from which it is derived. For over 25 years, we've heard the same message, over and over again, from internationally renowned studios the world over: the BB5 XBD-A allows you to hear the subtlest audio details with unequalled clarity. The twin-cabinet design is driven by over 5,000W of amplification, and covers the same massive range of frequencies as the BB5 *se*, from 17Hz to well beyond the upper limits of audibility, but with even greater headroom than the single-cabinet BB5 *se* thanks to its twin 15-inch Radial™ bass drivers (no fewer than four per speaker pair). No other loudspeaker offers this level of resolution, near-instantaneous dynamic response and feeling of inexhaustible headroom.

Once heard, this loudspeaker system resets your expectations of what is sonically possible.

Active



BB5-C-A *se*

BB5 XBD-A *se*

The professional Neutrik coupling on the active models provides the ideal low-loss, high-current connection.

PMC's amplification is custom-tailored to the precise designs & power requirements of the active loudspeakers in the range.





BB5 XBD-A^{se} active in Grand Walnut

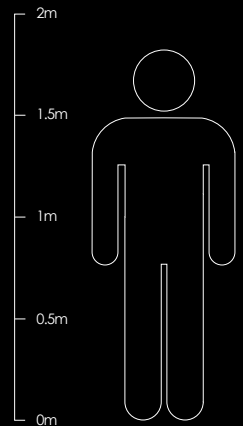
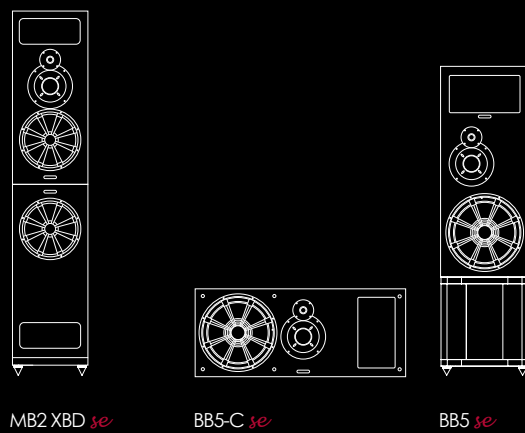
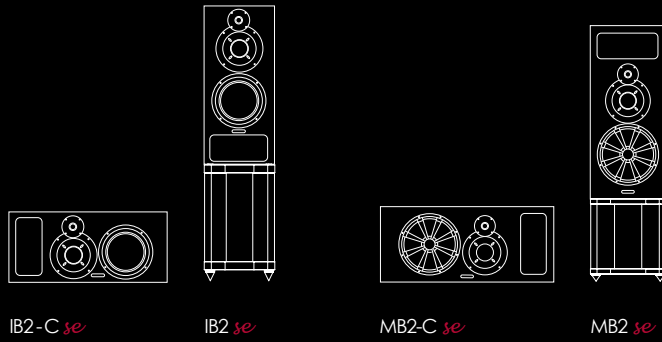
SPECIFICATIONS

	IB2 <i>se</i>	MB2 <i>se</i>	MB2 XBD <i>se</i>	BB5 <i>se</i>
Freq response	25Hz-25kHz	20Hz-25kHz	20Hz-25kHz	17Hz-25kHz
Sensitivity	89dB 1w 1m	90dB 1w 1m	93dB 1w 1m	92dB 1w 1m
Effective ATL™ (Advanced Transmission Line)	2.4m 8ft	3m 10ft	2 x 3m 10ft	4m 13ft
Impedance	4 Ohm	8 Ohm	4 Ohm	4 Ohm
Drive units	LF - PMC 10" 250mm Carbon Fibre & Nomex™ Piston HF - 27mm SONOLEX™ soft dome Feirroluid cooled MF - PMC75 SE 3" 75mm soft dome	LF - PMC 12" 310mm Radial™ driver HF - 27mm SONOLEX™ soft dome Feirroluid cooled MF - PMC75 SE 3" 75mm soft dome	LF - 2 x PMC 12" 310mm Radial™ driver HF - 27mm SONOLEX™ soft dome Feirroluid cooled MF - PMC75 SE 3" 75mm soft dome	LF - PMC 15" 380mm Radial™ driver HF - 27mm SONOLEX™ soft dome Feirroluid cooled MF - PMC75 SE 3" 75mm soft dome
Crossover freq	380Hz & 3.8kHz	380Hz & 3.8kHz	380Hz & 3.8kHz	380Hz & 3.8kHz
Input connectors	3 pairs 4mm sockets (tri-amp or tri-wire)	3 pairs 4mm sockets (tri-amp or tri-wire)	3 pairs 4mm sockets (tri-amp or tri-wire)	3 pairs 4mm sockets (tri-amp or tri-wire)
Dimensions	H 740mm 29.1" W 330mm 13" D 465mm 18.3"	H 870mm 34.25" W 380mm 14.96" D 535mm 21"	H 1740mm 68.5" W 380mm 14.96" D 535mm 21"	H 1040mm 41" W 432mm 17" D 790mm 31"
Stand / plinth dimensions	H 486mm 19.1" + 50mm spikes W 326mm 12.8" D 438mm 17.2"	H 377mm 14.8" + 50mm spikes W 374mm 14.7" D 502mm 19.8"	H 35mm 1.3" + 50mm spikes W 380mm 14.96" D 535mm 21"	H 500mm 19.7" + 50mm spikes W 430mm 16.9" D 518mm 20.3"
Centre dimensions	IB2- <i>C-se</i> H 330mm 13" W 740mm 29.1" D 465mm 18.3"	MB2- <i>C-se</i> H 380mm 14.96" W 870mm 34.25" D 535mm 21"		BB5- <i>C-se</i> H 432mm 17" W 1040mm 41" D 790mm 31"
Weight	49kg 108lbs	58kg 127.9lbs	116kg 255.7lbs	87kg 191.8lbs
Stand weight	13kg 28.7lbs	17kg 37.5lbs	—	19kg 41.9lbs

SPECIFICATIONS

	MB2-A <i>se</i>	MB2 XBD-A <i>se</i>	BB5-A <i>se</i>	BB5 XBD-A <i>se</i>
Freq response	20Hz-25kHz	20Hz-25kHz	17Hz-25kHz	17Hz-25kHz
Sensitivity	—	—	—	—
Effective ATL™ (Advanced Transmission Line)	3m 10ft	2 x 3m 10ft	4m 13ft	2 x 4m 13ft
Impedance	—	—	—	—
Drive units	LF - PMC 12" 310mm Radial™ driver HF - PMC34 1.3" 34mm soft dome MF - PMC75 SE 3" 75mm soft dome	LF - 2 x PMC 12" 310mm Radial™ driver HF - PMC34 1.3" 34mm soft dome MF - PMC75 SE 3" 75mm soft dome	LF - PMC 15" 380mm Radial™ driver HF - PMC34 1.3" 34mm soft dome MF - PMC75 SE 3" 75mm soft dome	LF - 2 x PMC 15" 380mm Radial™ driver HF - PMC34 1.3" 34mm soft dome MF - PMC75 SE 3" 75mm soft dome
Crossover freq	380Hz & 3.8kHz	380Hz & 3.8kHz	380Hz & 3.8kHz	380Hz & 3.8kHz
Input connectors	Neutrik NL8, NL4 (Cabinet) Balanced Analogue XLR (Electronics)	Neutrik NL8, NL4 (Cabinet) Balanced Analogue XLR (Electronics)	Neutrik NL8, NL4 (Cabinet) Balanced Analogue XLR (Electronics)	Neutrik NL8, NL4 (Cabinet) Balanced Analogue XLR (Electronics)
Dimensions	H 870mm 34.25" W 380mm 14.96" D 535mm 21"	H 1740mm 68.5" W 380mm 14.96" D 535mm 21"	H 1040mm 41" W 432mm 17" D 790mm 31"	H 2080mm 81.9" W 432mm 17" D 790mm 31"
Stand / plinth dimensions	H 377mm 14.8" + 50mm spikes W 374mm 14.7" D 502mm 19.8"	H 35mm 1.3" + 50mm spikes W 380mm 14.96" D 535mm 21"	H 500mm 19.7" + 50mm spikes W 430mm 16.9" D 518mm 20.3"	
Centre dimensions	MB2-A-C <i>se</i> H 380mm 14.96" W 870mm 34.25" D 535mm 21"		BB5-A-C <i>se</i> H 432mm 17" W 1040mm 41" D 790mm 31"	
Weight	58kg 127.9lbs	116kg 255.7lbs	87kg 191.8lbs	136kg 299.2lbs
Stand weight	17kg 37.5lbs	—	19kg 41.9lbs	—
Amplifier power	LF 2400Wrms, MF 550Wrms, HF 275Wrms	LF 2400Wrms, MF 550Wrms, HF 275Wrms	LF 2400Wrms, MF 550Wrms, HF 275Wrms	LF 2 x 2400Wrms, MF 550Wrms, HF 275Wrms

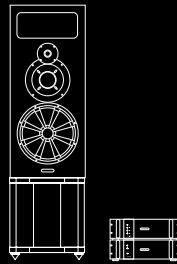
se PASSIVE LINE-UP



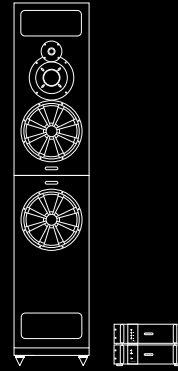
se ACTIVE LINE-UP



MB2-A-C *se*



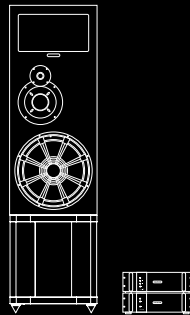
MB2-A *se*



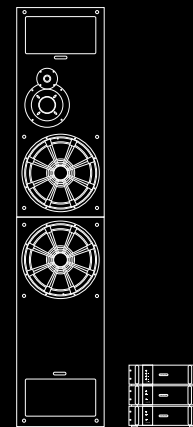
MB2 XBD-A *se*



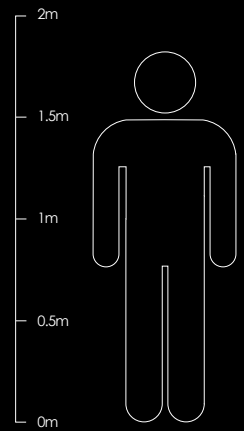
BB5-C-A *se*




BB5-A *se*



BB5 XBD-A *se*





This document should not be construed as a commitment on the part of The Professional Monitor Company Limited. The Professional Monitor Company Limited will not assume responsibility for errors that may appear in this document. Information may be subject to change.

Copyright © 2020. All rights reserved

THE PROFESSIONAL MONITOR COMPANY LIMITED

Holme Court Biggleswade SG18 9ST UK

T +44 (0)17670 686300 F +44 (0)870 4441045

E sales@pmc-speakers.com W www.pmc-speakers.com

PMC[®]

Reg No: 3328009

Item no. 371v4/PMC stock code 14563/July@2020