

**PMC**<sup>®</sup>


*se*

series user guide

Model

No.

Hand built by





# IMPORTANT – REGISTER YOUR WARRANTY

## **Warranty registration**

Please take a few moments to register your new purchase online at [www.pmc-speakers.com](http://www.pmc-speakers.com) (click on 'Support' then select 'Product registration') or complete the warranty card at the back of this booklet. This records the purchase of your loudspeakers and provides you, the customer an opportunity to make suggestions and provide feedback directly to PMC. To gain your warranty your product must be registered with us within 10 days of purchase.

## **Product Support**

For product support, accessories or servicing advice, please contact a PMC authorised dealer – See [www.pmc-speakers.com](http://www.pmc-speakers.com).

## **THE PROFESSIONAL MONITOR COMPANY LIMITED**

HOLME COURT, BIGGLESWADE, SG18 9ST, UK

T +44 (0) 1767 686300


[sales@pmc-speakers.com](mailto:sales@pmc-speakers.com)

[www.pmc-speakers.com](http://www.pmc-speakers.com)

© 2022PMC. All rights reserved.

Ref No: 942 v3 - July 22

PMC Stock Code: 15712





# WHAT DRIVES US

At PMC, we believe that music is what really matters; it's what moves us and gives us the passion for what we do.

It's relatively easy to create loudspeakers that colour or flatter music — but that has never been our way. The quest for sonic neutrality and transparency has always been PMC's obsession, using advanced engineering to reproduce music as vividly and faithfully as possible. Our designs are involved in every stage of music-making, from the recording studio to listening at home. From this experience, we know exactly how to present music as transparently as possible, just as the artist intended.

As we like to say, loudspeakers are where science meets art — we take care of the science so you can connect with the art.



**Peter Thomas, Owner &  
Oliver Thomas, Commercial Director**

# CONGRATULATIONS

## – YOU HAVE JOINED THE ELITE

**Stevie Wonder**

You have joined the elite. You're a PMC user.

**UNIVERSAL MUSIC GROUP**

**ESPN**

Our loudspeakers can be found in all the world's best listening environments, from audiophile living rooms to internationally renowned recording, mastering, broadcast and post-production studios. Our Emmy-award-winning systems are used to create everything from smash Hollywood soundtracks to hit albums by artists including Coldplay, Kraftwerk, Elton John and Adele, as well as audiophile jazz and classical recordings on Deutsche Grammophon, Decca, Philips and Harmonia Mundi.

**Thomas Newman**

*Arcjack*

**BBC**

**Tony Bennett**

**Apple**

**Kraftwerk**

*Royal College of Music*

**EMI**

Whether you listen to our speakers in world-class studios in LA, London, Berlin or Tokyo, or in your favourite listening room at home, you will hear the music exactly as the artist intended it.

**Warner Music**

**SONY**

**Pinewood Studios**

**Coldplay**

*Capitol Studios*

**elbow**

**JOHN NEWMAN**

# CONTENTS

- 9 General usage guidelines
- 10 PMC's **ATL™** (Advanced Transmission Line)
- 11 Our meticulous attention to detail
- 12 Unpacking
- 13 Resonance-absorbing stand installation guide
- 14 Connections - plugging them in
- 15 Running in or breaking in
- 16 Positioning
- 18 Fine tuning for perfect bass
- 19 Stereo set up
- 20 Surround sound specific set up
- 21 Ideal 5.1 surround sound set up
- 22 Ideal 7.1 surround sound set up
- 23 Service
- 24 Specifications
- 28 Inspection certificate
- 29 Warranty online
- 30 Conditions of warranty
- 31 Warranty certificate
- 32 Help us improve – Your comments



# GENERAL USAGE GUIDELINES

- 1 Read these instructions and keep them in a safe place for future reference.
- 2 Heed all electrical safety warnings, including any on the loudspeakers themselves.
- 3 Do not use the loudspeakers near water.
- 4 The cabinet should only be cleaned with a dry, lint-free, cloth. Do not use solvents, abrasives, waxes or liquids as they may be detrimental to the finish.
- 5 Four soft, cork rubber disks are included with the all "XBD" systems these can be attached to the base of the unit to provide vibration-free operation.
- 6 Floor spikes are sharp; treat with great care during installation and use.
- 7 Do not install near any heat sources such as radiators, ovens or other equipment that produce excessive heat.
- 8 Unplug this product from both source and power during electrical storms, or when unused for extended periods of time.
- 9 Packing material can pose danger to the young and vulnerable. Ensure these items are kept or disposed of safely.
- 10 High volume audio signals, however short their duration, have the potential to cause hearing damage. Use care when setting the system volume level to ensure playback sound pressure levels remain within safe comfortable limits.
- 11 Do not attempt to service the equipment. There are no user serviceable parts inside. Please refer all servicing to PMC authorised personnel.
- 12 Servicing is required when the apparatus is damaged, exposed to moisture, or exhibits a distinct or sudden change of operation or audio performance.
- 13 PMC has made efforts to provide accurate installation information and good quality fixings. PMC will not be held responsible or liable for injuries or property damage – direct, indirect or consequential – arising out of use or inability to use this product safely and properly.
- 14 *se* Series loudspeakers contain very powerful magnets and therefore may have a detrimental effect if left in close proximity to magnetically sensitive items.
- 15 Do not use the vent as a grip to lift the loudspeaker as this may result in damage.

# ATL™

## Advanced Transmission Line

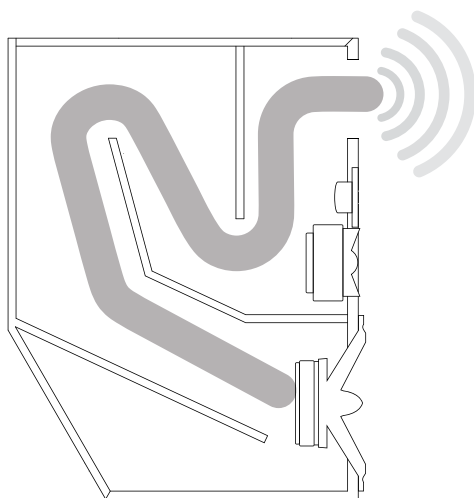
The source of PMC's legendary natural and wholly realistic sound is the Advanced Transmission Line (**ATL™**) bass-loading technology.

**ATL™** is an ingenious design which uses energy generated by the bass unit in a much more intelligent and efficient way than speaker designs based on ported or sealed boxes.

In **ATL™** loudspeakers, the highly braced cabinet is lined with a multitude of custom-designed acoustic materials that absorb all but the very lowest frequencies. These are guided to exit from a vent on the front-panel, extending the low-frequency response and creating the impression of a far larger speaker with an extra, ultra-high quality bass unit.

**ATL™** improves more than just the bass response: because the low end is clean and clear it doesn't mask the rest of the music. Vocals in particular, are beautifully projected and ultra-vivid.

**ATL™** loudspeakers offer another benefit. The **ATL™** bass extension does not change with volume level – so even when listening quietly the bass sounds balanced and well defined.



This cross-sectional view of the **BB5** loudspeaker shows the **ATL™** cabinet

## OUR METICULOUS ATTENTION TO DETAIL

All PMC loudspeakers are designed and hand-built in the U.K. using individual components that are matched to our reference model; this includes the structural integrity of every cabinet and the testing and recording of each component. This guarantees it will be within our strict tolerances and ensures your purchase sounds identical to the original design. Each completed loudspeaker then undergoes a set of objective and subjective measurements - frequency response sweeps ensure that the design meets our exacting performance criteria, and then listening tests are conducted against the reference model using a wide variety of material, from a benchmark BBC speech test to classical music, pop and rock.




“ Computers don't tell the full story. As well as a full frequency analysis, we listen to each speaker we make and run a benchmark BBC speech and music test on every single one. ”





# UNPACKING



Please retain your packaging for future use as all PMC cartons are durable, reusable and can be employed to safely transport your loudspeakers should they be relocated or returned for servicing.

Much of the packing is constructed from recyclable materials, so if you are to dispose of it please do so in an environmentally friendly manner.



Packing materials can pose danger to animals, the young and vulnerable. Ensure these items are kept or disposed of safely.

# RESONANCE-ABSORBING STAND INSTALLATION

Resonance damping stands are provided with spikes to enhance the performance and stability of these models in the *se* series range.

- 1 Carefully invert the loudspeakers stand so that its base is uppermost. Take care not to damage the top of the stand when it is upside-down; the use of a soft cloth or square of carpet is suggested.
- 2 Screw the proprietary stand spikes into the M8 threaded inserts in the base of the stand.
- 3 Rotate the stand so that spikes are on the floor, you are now ready to place your stands in situ and finish the installation of your loudspeakers.



**N.B.** Do not over-tighten. Over-tightening the spikes, over tightening of the spikes will result in failure of the mounting inserts.



**Caution:** The spikes are sharp and should be treated with great care; they may damage hard flooring if in direct contact.

# CONNECTIONS

## Plugging them in

### Caution



To avoid potential damage, please ensure that your power amplifier(s) or receiver is turned off before connecting or disconnecting your loudspeakers.

### Cable & connectors

When selecting cables for use with your *se* series loudspeakers, ensure that their construction is of a high enough standard to withstand the rigors of everyday use and that they are suitably terminated. While bare wire can be accommodated by the *se* series binding posts, we recommend the use of either spade lugs or 4mm 'banana' plugs in order to maintain an electrical connection of the highest integrity and avoid the possibility of short circuits. Please consult your dealer for more information regarding cable lengths and termination options.



### Do not use tools to tighten the binding posts

### Polarity + & -

It is of vital importance to observe the polarity markings and maintain positive-to-positive and negative-to-negative connections from amplifier or receiver to the loudspeaker. The *se* series terminals are colour-coded to aid in their identification: positive terminals are red, negative terminals are black.



## RUNNING IN OR BREAKING IN



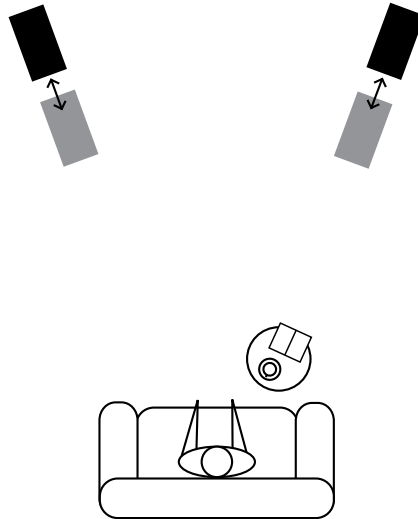
50  
HOURS

When loudspeakers are new they will take time to reach their full potential. It is often debated whether any solid-state equipment, such as CD players or transistor-based power amplifiers change with use, but the characteristics of mechanical devices such as loudspeakers do alter and improve their performance significantly after a short 'running in' period.

The science is simple; as the soft material surrounding the dome or woofer cone is flexed it will eventually reach a point where it has optimum compliancy allowing the drive unit to move more freely. This translates to greater accuracy and speed of attack in the bass region and the mid and high frequency produces a far more vivid audio picture. This short 'running in' period takes approximately 50 hours of normal use.

50+ hours to run-in

# POSITIONING



With their unique **ATL™** Advanced Transmission Line design, wide dispersion, ultra low distortion and smooth bass roll-off, PMC loudspeakers are more forgiving of difficult room conditions and placement constraints than conventional designs so you will be able to achieve a superb sound throughout the room with little effort. We do encourage you to spend some time experimenting in your own room in order to achieve the very best results. Remembering that small changes in location can often influence system performance.

Room shape, size, construction and interior decoration vary immensely and therefore influence sound in different ways. The following guidelines are suggestions for the starting point to locate your new speakers. Fine-tuning of their positioning can start from here.

# POSITIONING

- Place the speaker so the front face is slightly forward of any large object that protrudes into the room – eg. a fireplace, bookcase or television.

**Tip** See stereo set up diagram

- Ensure that stereo pairs of loudspeakers are equidistant from the listening position.
- It is best to position the front left/right pair (and centre channel loudspeaker if you have a surround system) at the same height, usually at ear-level when seated at the listening position.

**Tip** If any of the speakers are mounted above or below ear level, then angle the speaker towards the listening position.

- The distance between your left/right speakers and the listening position should ideally be equal. As a general rule, the width of the audio picture will be narrow if the speakers are too close together. If they are too far apart the picture will be wide but there will be less central definition.

**Tip** Use a well recorded vocal track to judge the ideal spot.

- To enhance the audio picture/soundstage and sound balance, the speakers can be angled/toed-in. With the speakers facing straight ahead play a well recorded vocal track. Gradually toe-in both speakers by small increments (max 5° at a time) (see stereo set-up diagram) until the voice is vivid and centrally placed. You can ensure this is best position by going 'one step too far' then returning. Then, use a track with extended high frequencies such as cymbals, check that they sound clear but not overpowering. If they sound too loud or harsh subtly toe the speakers out by very small increments until you achieve the ideal balance; then repeat both listening tests to confirm.

**Tip** A simple, well-recorded band with vivid vocals will help to find the best position.

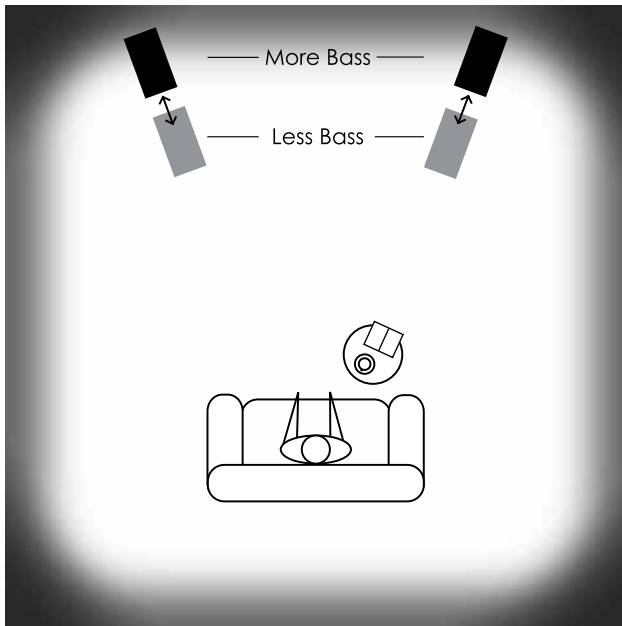
# FINE TUNING FOR PERFECT BASS

## Bass / LF (Low Frequency adjustment)

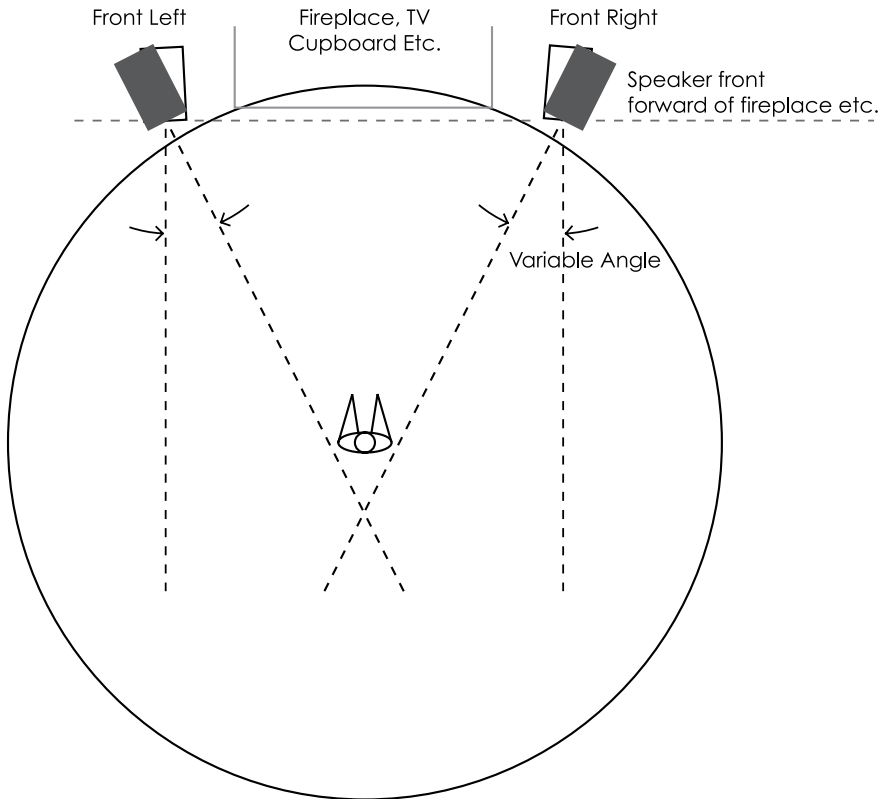
Solid boundaries (i.e. walls, ceilings and floors) reflect sound and help to contain it within a room. They make a speaker sound louder the closer they are to them, especially in the low frequency (bass) region.

This diagram shows the areas, that if a speaker is positioned, will either increase or decrease bass – The darker the shading the more bass will be heard. Placing the speakers in the corners will generate the most bass, and in the centre of the room, the least bass.

Fine tuning for perfect bass



# STEREO SET UP



# SURROUND SOUND SPECIFIC SET UP

## 5.1 Systems

The *se* series has been designed for perfect multi channel music or movie playback and the following diagrams display the ideal layout for the speakers.

- Tip** No doubt the constraints of room size and shape will vary the distances from the listener to the speakers. Therefore use of the time alignment function of your surround processor will be important.
- Tip** The guidance given in the 'Stereo set up' and 'Fine tuning for perfect bass' also apply to the set up of a surround system.

## 7.1 Systems

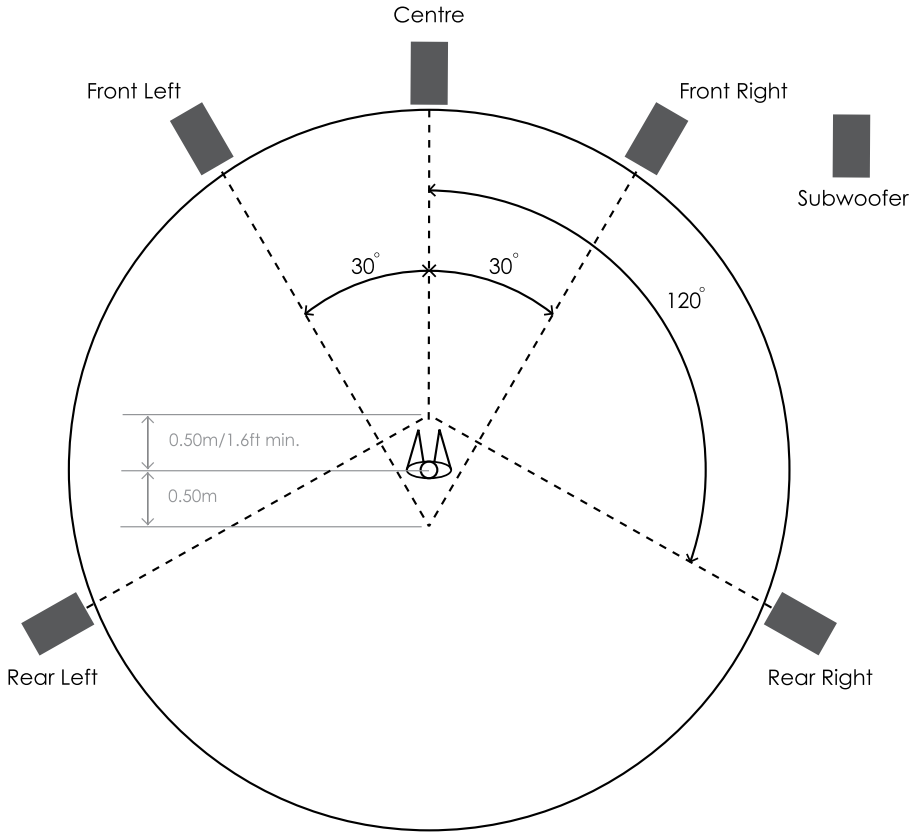
In a system capable of full 7.1 Dolby® Digital Surround EX™, DTS® ES™, Blu-ray™ or HD DVD™ playback there will be two sets of surround speakers. The first pair should be positioned at 100° and the second set at 150°. (The centre is considered 0° while directly to the rear of the room is 180°). See Ideal 7.1 surround set up diagram.

## Other Immersive Surround Formats

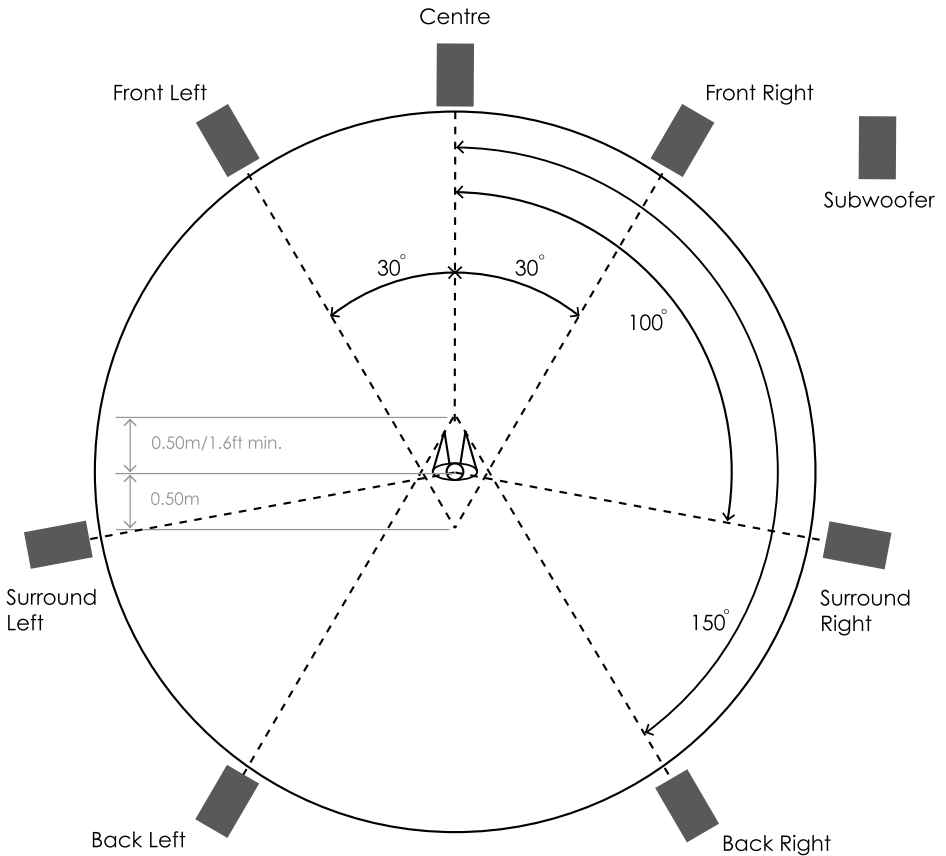
DTS:X™, Dolby Atmos™, Auro 3D® – we have models to suit every format. With our vast array of product options it is easy to create a bespoke state-of-the-art home cinema to take full advantage of the latest surround sound formats, regardless of the number of channels or placement of the speakers. In addition to the choices from the *se* series we produce in-wall and on-wall **wafer** models and both active and passive subwoofers. See [www.pmc-speakers.com](http://www.pmc-speakers.com) for more information.

Dolby® Digital Surround EX™ and Dolby Atmos are registered trademarks of Dolby® Laboratories  
DTS® ES™ and DTS:X™ are registered trademarks of DTS®, Inc  
Auro 3D® is a registered trademark of Aurio Technologies  
Blu-ray™ is a trademark of the Blu-ray™ Disc Association  
HD DVD™ is a trademark of the DVD Format/Logo Licensing Corporation (DVD FLLC)

# IDEAL 5.1 SURROUND SET UP



# IDEAL 7.1 SURROUND SOUND SET UP



For the Dolby Atmos™ system height channels are required. We produce a range of products to accommodate this. See [www.pmc-speakers.com](http://www.pmc-speakers.com)



# SERVICE

We are confident your *se* loudspeakers will afford many years of trouble-free listening of the highest order. But in the unlikely event that one or more requires repair, our unique manufacturing procedure, wherein the precise value of each component together with the response of the system as a whole is recorded, will ensure that any replaced parts will exactly match the performance of those originally included within each individual loudspeaker.

For any issues that might arise, or for advice and service requirements, the primary point of contact should be your knowledgeable and authorised PMC dealer/distributor.

If you do not have a local representative please see [www.pmc-speakers.com](http://www.pmc-speakers.com) and click on 'where to buy'.

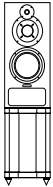
Alternatively you can view our FAQ's (Frequently Asked Questions) and servicing section on our website. (Click on the contacts section and select FAQ).



Important Note: Please do not return any products to PMC directly without first contacting our service department.

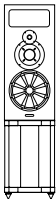
# SPECIFICATIONS

IB2 *se*



<b>Freq response</b>	25Hz – 25kHz
<b>Sensitivity</b>	89dB 1W 1m
<b>Effective ATL™</b>	2.4m (8ft)
<b>Impedance</b>	4 Ohm
<b>Drive units</b>	<b>LF</b> PMC 10" 250mm Carbon Fibre Nomex™ Piston <b>MF</b> PMC 75 <i>se</i> 75mm soft dome <b>HF</b> PMC/SEAS® 27mm SONOLEX™ soft dome Ferrofluid cooled
<b>Crossover freq</b>	380Hz - 3.8kHz
<b>Input connectors</b>	Three pairs 4mm binding posts
<b>Dimensions</b>	<b>H</b> 740mm (29.1") + 50mm Spikes <b>W</b> 330mm (12.9") <b>D</b> 438mm (17.2")
<b>Weight</b>	49kg (108lbs) + 13kg (28.6lbs) Stand

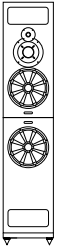
MB2 *se*



<b>Freq response</b>	20Hz – 25kHz
<b>Sensitivity</b>	90dB 1W 1m
<b>Effective ATL™</b>	3m (10ft)
<b>Impedance</b>	8 Ohm
<b>Drive units</b>	<b>LF</b> PMC 12" 310mm Radial™ driver <b>MF</b> PMC 75 <i>se</i> 75mm soft dome <b>HF</b> PMC/SEAS® 27mm SONOLEX™ soft dome Ferrofluid cooled
<b>Crossover freq</b>	380Hz - 3.8kHz
<b>Input connectors</b>	Three pairs 4mm binding posts
<b>Dimensions</b>	<b>H</b> 870mm (34.2") + 50mm spikes <b>W</b> 380mm (14.9") <b>D</b> 535mm (21.1")
<b>Weight</b>	58kg (128lbs) + 17kg (37.5lbs) Stand

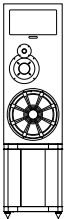
# SPECIFICATIONS

## MB2 XBD *se*



<b>Freq response</b>	28Hz – 25kHz
<b>Sensitivity</b>	93dB 1W 1m
<b>Effective ATL™</b>	2 x 3m (10ft)
<b>Impedance</b>	4 Ohm
<b>Drive units</b>	<b>LF</b> 2 x PMC 12" 310mm Radial™ driver <b>MF</b> PMC 75 <i>se</i> 75mm soft dome <b>HF</b> PMC/SEAS®, 27mm SONOLEX™ soft dome Ferrofluid cooled
<b>Crossover freq</b>	380Hz - 3.8kHz
<b>Input connectors</b>	Three pairs 4mm binding posts
<b>Dimensions</b>	<b>H</b> 907mm (35.7") + 50mm spikes <b>W</b> 162mm (6.4") <b>D</b> 330mm (13.0")
<b>Weight</b>	116kg (255.7lbs)

## BB5 *se*



<b>Freq response</b>	17Hz – 25kHz
<b>Sensitivity</b>	92dB 1W 1m
<b>Effective ATL™</b>	4m (13ft)
<b>Impedance</b>	4 Ohm
<b>Drive units</b>	<b>LF</b> PMC 15" 380mm Radial™ driver <b>MF</b> PMC 75 <i>se</i> 75mm soft dome <b>HF</b> PMC/SEAS®, 27mm SONOLEX™ soft dome Ferrofluid cooled
<b>Crossover freq</b>	380Hz - 3.8kHz
<b>Input connectors</b>	Three pair 4mm binding posts
<b>Dimensions</b>	<b>H</b> 1040mm (41.0") + 50mm Spikes <b>W</b> 432mm (17.0") <b>D</b> 790mm (31.1")
<b>Weight</b>	87kg (192lbs) + 19kg (42lbs) Stand

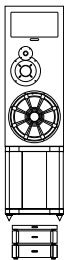
# SPECIFICATIONS

MB2-A *se*



<b>Freq response</b>	20Hz – 25kHz
<b>Effective ATL™</b>	3m (10ft)
<b>Drive units</b>	<b>LF</b> PMC 12" 310mm Radial™ driver <b>MF</b> PMC 75 <i>se</i> 75mm soft dome <b>HF</b> PMC/SEAS® 27mm SONOLEX™ soft dome Ferrofluid cooled
<b>Crossover freq</b>	380Hz - 3.8kHz
<b>Input connectors</b>	Neutrik NL8
<b>Dimensions</b>	<b>H</b> 907mm (35.7") + 50mm spikes <b>W</b> 162mm (6.4") <b>D</b> 330mm (13.0")
<b>Weight</b>	116kg (255.7lbs)

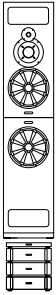
BB5-A *se*



<b>Freq response</b>	17Hz - 25kHz
<b>Effective ATL™</b>	4m (13ft)
<b>Drive units</b>	<b>LF</b> PMC 15" 380mm Radial™ driver <b>MF</b> PMC 75 <i>se</i> 75mm soft dome <b>HF</b> PMC/SEAS® 27mm SONOLEX™ soft dome Ferrofluid cooled
<b>Crossover freq</b>	380Hz - 3.8kHz
<b>Input connectors</b>	Neutrik NL8,
<b>Dimensions</b>	<b>H</b> 1040mm (41.0") + 50mm Spikes <b>W</b> 432mm (17.0") <b>D</b> 790mm (31.1") <b>S</b> 500mm (19.7") Stand Height
<b>Weight</b>	87kg (192lbs) + 19kg (42lbs) Stand

# SPECIFICATIONS

MB2 XBD-A *se*



**Freq response**

20Hz – 25kHz

**Effective ATL™**

2 x 3m (10ft)

**Drive units**

**LF** 2 x PMC 12" 310mm Radial™ driver  
**MF** PMC 75 *se* 75mm soft dome  
**HF** PMC/SEAS®, 27mm SONOLEX™ soft dome  
 Ferrofluid cooled

**Crossover freq**

380Hz - 3.8kHz

**Input connectors**

Neutrik NL8, NL4 Cabinet

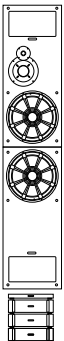
**Dimensions**

**H** 1740mm (68.5")  
**W** 380mm (14.96")  
**D** 535mm (21.0")

**Weight**

116kg (255.7lbs)

BB5 XBD-A *se*



**Freq response**

17Hz - 25kHz

**Effective ATL™**

2 x 4m (13ft)

**Drive units**

**LF** 2 x PMC 15" 380mm Radial™ driver  
**MF** PMC 75 *se* 75mm soft dome  
**HF** PMC/SEAS®, 27mm SONOLEX™ soft dome  
 Ferrofluid cooled

**Crossover freq**

380Hz - 3.8kHz

**Input connectors**

Neutrik NL8, NL4 Cabinet

**Dimensions**

**H** 2080mm (81.9")  
**W** 432mm (17.0")  
**D** 790mm (31.0")

**Weight**

136kg (299.2lbs)

# INSPECTION CERTIFICATE

Every component that appears in a PMC product is measured, tested, matched and recorded by hand. This analysis also applies to the final product we build to ensure you receive an identical replica of the reference model.

- Crossover matching
- Enclosure finish
- Assembly & Wiring
- Driver installation
- Enclosure seal
- Level - frequency
- Impedance - frequency
- Pair matching
- Listening test 1
- Listening test 2
- Final inspection
- Accessory pack
- User Guide



All the above has been carefully checked by the builder of your *se* series loudspeakers detailed on the front of this user guide.

# WARRANTY ONLINE

*Register within 10 days to unlock  
your extended warranty*



Visit [pmc-speakers.com](http://pmc-speakers.com) and click on

**register a product**

If you do not have access to the internet fill in the warranty form found on pages 31 & 32 and post it to us.

# CONDITIONS OF WARRANTY

For products sold within the UK. Specific conditions apply to countries outside the UK. Contact your local distributor/retailer for further information via [www.pmc-speakers.com](http://www.pmc-speakers.com) and click on 'where to buy' for their details.

Subject to the following terms, conditions and type of design, your PMC product, once successfully registered with PMC is covered for the following period: Passive products, 20 years and Active products, 5 years.

The warranty period commences from the date of purchase of the product. Proof of purchase will be required by PMC before any warranty claims will be considered. This warranty only valid for the original registered owner and is not transferable.

## What is included in this Warranty?

In the unlikely event that a PMC product is defective due to fault in materials or workmanship, PMC will, at its discretion, either repair or replace it within a reasonable time after the product is received by PMC's service centre. This warranty covers the cost of parts and labour necessary to rectify defects in materials or workmanship of the product during the period.

## What PMC will undertake if you qualify for a warranty claim.

PMC will pay for all parts and labour covered by this Warranty. PMC will pay for the shipping from PMC to any UK retailer or accessible UK address.

## How do you get service?

If you think that your product needs service, contact your original retailer or distributor who will advise you regarding packing your product. Most faults can be corrected by your retailer or distributor so do not return your product to PMC without consulting your retailer or distributor or receiving approval from PMC. Insurance is recommended as goods are returned at the owner's risk. PMC and their representatives will not be liable for loss or damage in transit. DO NOT RETURN PRODUCT TO PMC WITHOUT PRIOR AUTHORISATION.

## This warranty does NOT cover:

- a. Damage to PMC products while in possession of a customs, shipper, retailer, distributor, or consumer not caused by defects in materials or workmanship.
- b. Damage to PMC products from normal wear and tear.
- c. Damage or defects caused by abnormal or unreasonable use (including repairs or alterations of products by a person other than PMC or its designated representative);
- d. Damage, defects, deterioration, malfunction or failure to meet performance specifications resulting from (i) accident, war, civil unrest, excessive vibration, heat/fire, liquids including water, smoke/fumes, acts of nature, animal infestation, misuse, abuse, neglect or unauthorised product modification or any other cause beyond the reasonable control of PMC or their appointed representatives (ii) improper installation, removal or maintenance, or failure to follow instructions supplied with the product, (iii) repair or attempted repair by anyone not authorized by PMC (iv) shipment of the product, (v) prolonged exposure to sunlight/UV (vi) any cause other than a product defect due to a fault in materials or workmanship.
- e. Cleaning, check up with no faults found, or charges for installation/ re-installation
- f. Any product which the serial number has been defaced, modified, or removed.
- g. Accessories, including but not limited to cables, mounting hardware and brackets, cleaning accessories and detachable power cords.
- h. Products that were not new at the time of original purchase.
- i. Products which are subjected to any modifications not sanctioned by PMC or modifications that feature non-approved parts.
- j. Damage caused by faulty or unsuitable ancillary equipment

## Legal status

You have legal rights as a consumer under applicable national legislation governing the sale of consumer goods which this warranty is given without prejudice to and does not affect. Nothing herein shall be construed as an express or implied warranty in respect of the future performance of any PMC product (including any product or replacement product which is regulated, adjusted, repaired, or replaced by PMC under this warranty).

## Limitations

- a. All implied warranties, including the warranties of merchantability and fitness for a particular purpose are limited to the duration of this warranty. Upon expiration of this warranty all implied warranties, including the warranties of merchantability and fitness for a particular purpose are hereby disclaimed.
- b. All consequential and incidental damages are hereby disclaimed and excluded.
- c. Some Countries do not allow limitations on how long an implied warranty lasts, so the above limitation may not apply to you. Some Countries do not allow the exclusion or limitation of incidental or consequential damages, so the above limitation or exclusion may not apply to you. This warranty gives you specific legal rights, and you may also have other rights which vary from Country to Country.
- d. The restrictions in this warranty shall not apply where void.



# WARRANTY CERTIFICATE

## Our Copy

Please complete and return this section – or simply complete the online registration at [www.pmc-speakers.com](http://www.pmc-speakers.com) and click on register product.

Product
Serial nos
Date of purchase
Purchased from
Your name
Your email address
Your address
Town
County
Postcode/Zip code

Help us improve  
our products  
see over



# YOUR COMMENTS – HELP US IMPROVE

If there is one thing we should change, what would it be?

We value all our client's comments. Please take a moment to help us improve:

Please tell us how your new PMC's perform. Your comments may appear on the customer quotes section for this product on our site. N.B. Don't worry the comments will be anonymous; your personal details will not appear.

What magazines do you read?

HiFi	Pro	Lifes style	Online
<input type="checkbox"/> HiFi Choice	<input type="checkbox"/> Future Music	<input type="checkbox"/> T3	<input type="checkbox"/> mixonline.com
<input type="checkbox"/> What HiFi	<input type="checkbox"/> Sound on Sound	<input type="checkbox"/> Stuff	<input type="checkbox"/> gearslutz.com
<input type="checkbox"/> Stereophile	<input type="checkbox"/> Audio Media	<input type="checkbox"/> GQ	<input type="checkbox"/> avreview.co.uk
<input type="checkbox"/> HiFi World	<input type="checkbox"/> Pro Sound News	<input type="checkbox"/> EVO	<input type="checkbox"/> techradar.com
<input type="checkbox"/> HiFi Critic	<input type="checkbox"/> Resolution	<input type="checkbox"/> FHM	<input type="checkbox"/> HiFi WigWam.com
<input type="checkbox"/> HiFi News	<input type="checkbox"/> Audiofanzine	<input type="checkbox"/> Shortlist	<input type="checkbox"/> What HiFi.com
<input type="checkbox"/> HiFi+	<input type="checkbox"/> IBE	<input type="checkbox"/> Maxim	<input type="checkbox"/> the-ear.net
<input type="checkbox"/> Gramophone	<input type="checkbox"/> Tape Op	<input type="checkbox"/> Esquire	<input type="text" value="Other"/>
<input type="text" value="Other"/>	<input type="text" value="Other"/>	<input type="text" value="Other"/>	

© 2022 PMC. All rights reserved.

This document should not be construed as a commitment on the part of The Professional Monitor Company Limited (PMC). The information it contains is subject to change without notice. PMC assumes no responsibility for errors that may appear within this document. Information subject to change.

**ATL** and *se* are trade marks of The Professional Monitor Company Limited.

CE Conformity PMC passive loudspeakers conform to CE Directive LVD 73/23/EEC and EMC 89/336/EEC.

WEEE European directive - PMC is a member of a National Compliance scheme and have gained the associated certification of compliance and the following registration number from the Environment Agency WEEE/GJ0101WU

WEEE EU Directive

This symbol on the product or in/on its packaging indicates that this product must not be disposed of with other household waste. It is the responsibility of the owner to dispose of waste equipment via a designated collection point for the recycling of waste electrical and electronic equipment. The recycling of your waste equipment is an attempt to conserve natural resources and ensures that it is recycled in a manner that protects human health and the environment. For more information about where you dispose of your waste equipment for recycling, please contact your local waste/recycling authority or the dealer from whom you purchased the product.



**PMC**<sup>®</sup>

*se*

designed, made & tested in the UK

+ 44 (0) 1767 686300

[sales@pmc-speakers.com](mailto:sales@pmc-speakers.com)

[www.pmc-speakers.com](http://www.pmc-speakers.com)

PMC Stock Code: 15712

Ref No. 942 v3 - July22